



Landform Activities

Agape Center for Environmental
Education

Landforms: Memory Game (4-5)

This activity focuses on various landforms.

Supplies:

- Print out of cards provided (recommended that the cards are printed on cardstock so they are not see-through)
- Scissors

Directions:

- Flip all the cards face down and spread out.
- Have people take turns flipping over two cards at a time, if they match, they have to define the landform.
- If they get the definition correct, then they get to keep the cards and turn over another pair.
- If the two cards turned over do not match or the person gets the definition wrong, the cards get turned over and it is the next player's turn.
- The game is over when all the cards have been claimed.
- The player with the most cards at the end wins the game.

Landform Definitions:

Mountain- A tall, high natural place.

Volcano- A mountainous vent in the Earth's crust.

Plains- Flat lands with only small changes in elevation.

Valley- A low place in between the mountains.

Ocean- Large body of salt water that covers over 2/3rds of the Earth.

Island- A piece of land that is surrounded by water.

Canyon- Deep valley with very steep sides, often formed by a river over time.

Plateau- A large, flat area of land that is higher than the surrounding land.


Hill- A raised part of the Earth's surface with sloping sides.

River- Large, flowing body of water that empties into the ocean.


Pond- Small body of fresh water surrounded by land. Smaller than a lake.

Peninsula- A body of land that is surrounded by water on three sides.

Landforms: Memory Game (4-5) Continued



Mountain



Mountain



Volcano



Plains



Plains



Volcano

Landforms: Memory Game (4-5) Continued



Ocean




Ocean



Island



Valley



Valley



Island


Landforms: Memory Game (4-5) Continued



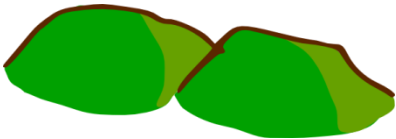
Canyon



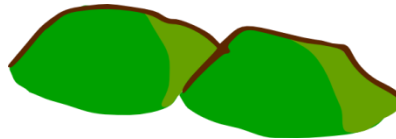
Canyon




Plateau



Hills



Hills



Plateau

Landforms: Memory Game (4-5) Continued



River



River



Pond



Peninsula



Peninsula



Pond

Landforms: Play Dough Form (K-5)

This activity focuses on various landforms and challenges student to use their motor skills and creativity.

Supplies:

- Play Dough
- Surface to put play dough on

Directions:

- Pass out play dough to students
- Tell them to create the landforms as you call them out
- For extra fun, have them create an entire landscape with two or three landforms